

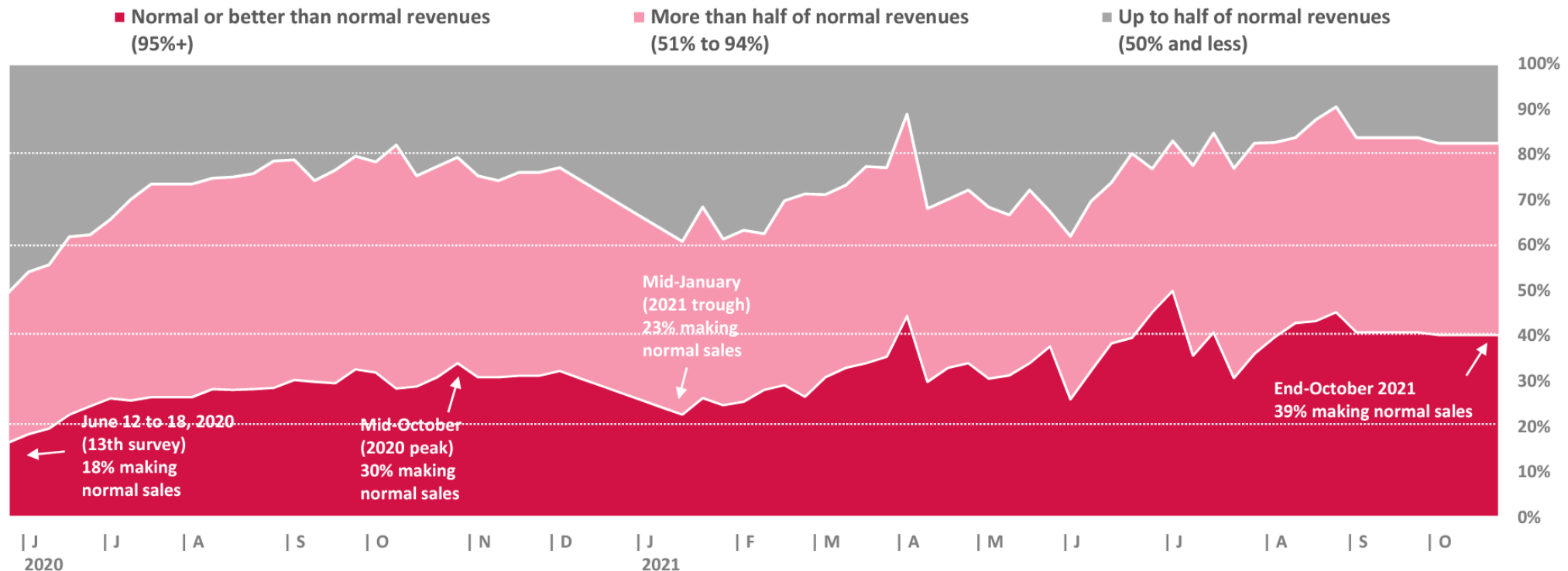
# Industry Trends, Growth Opportunities and Barriers to Full Recovery

Ottawa Economics Association Webinar, November 16, 2021

Simon Gaudreault, vice-president of national research, CFIB

# Emergency, rally, recovery... where are we?

## Canadian businesses, by revenue status



Source: CFIB, COVID-19 and Your Voice surveys – April 2020 to October 2021.




➡ Over 6 out of 10 businesses are still not back to making normal revenues.

More data and analysis at [cfib.ca/research](https://cfib.ca/research)

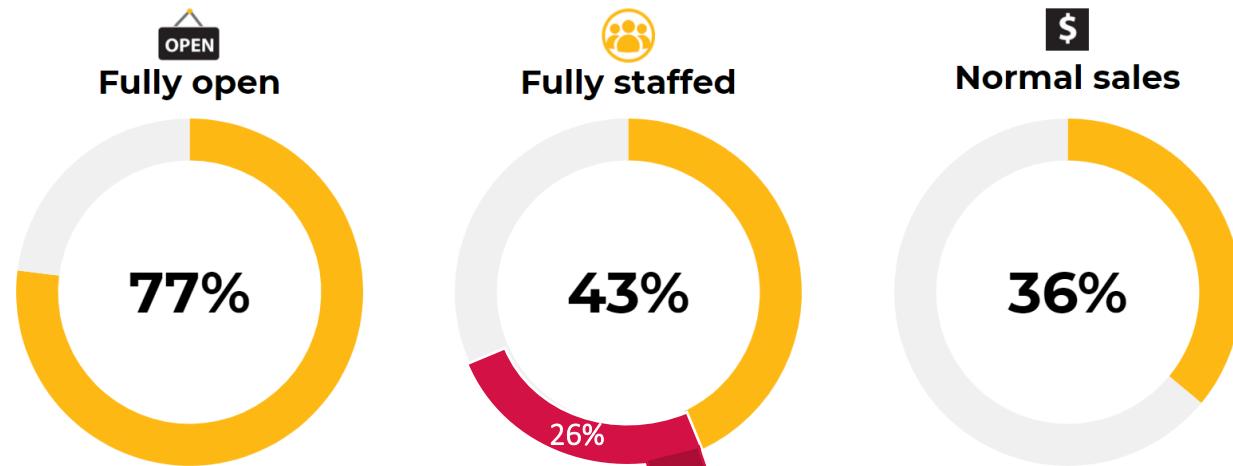
# Emergency, rally, recovery... where are we?

## Small Business Recovery Dashboard

As of November 9, 2021

1.5k Shares  733  428  283 

### Canadian small businesses



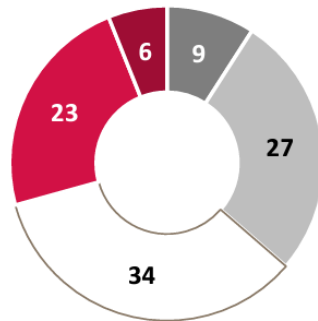
#### *Labour shortages*

About half of the not fully staffed (26% of all businesses) are in that situation because they have difficulty recruiting/retaining staff, getting them back to work or working the required hours.

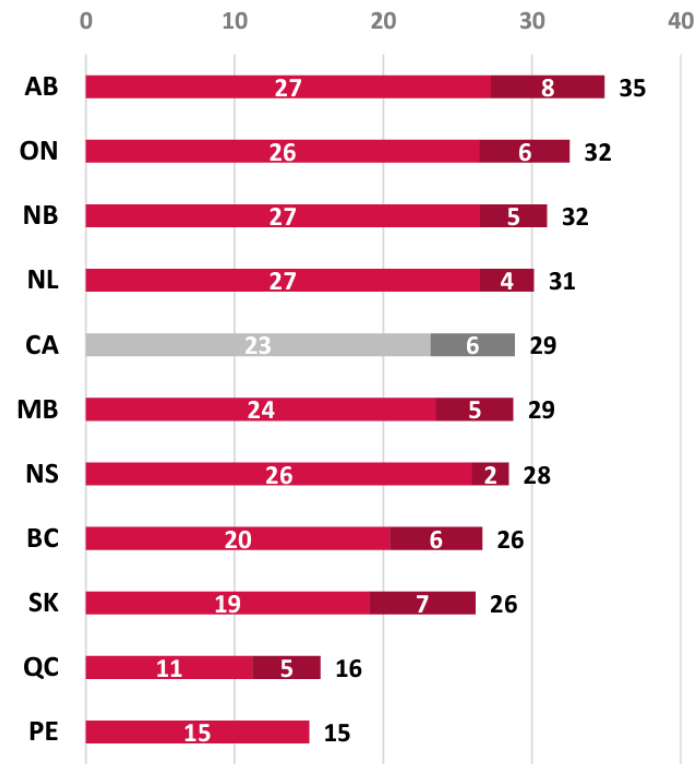
# Emergency, rally, recovery... where are we?

## Overall business health\*

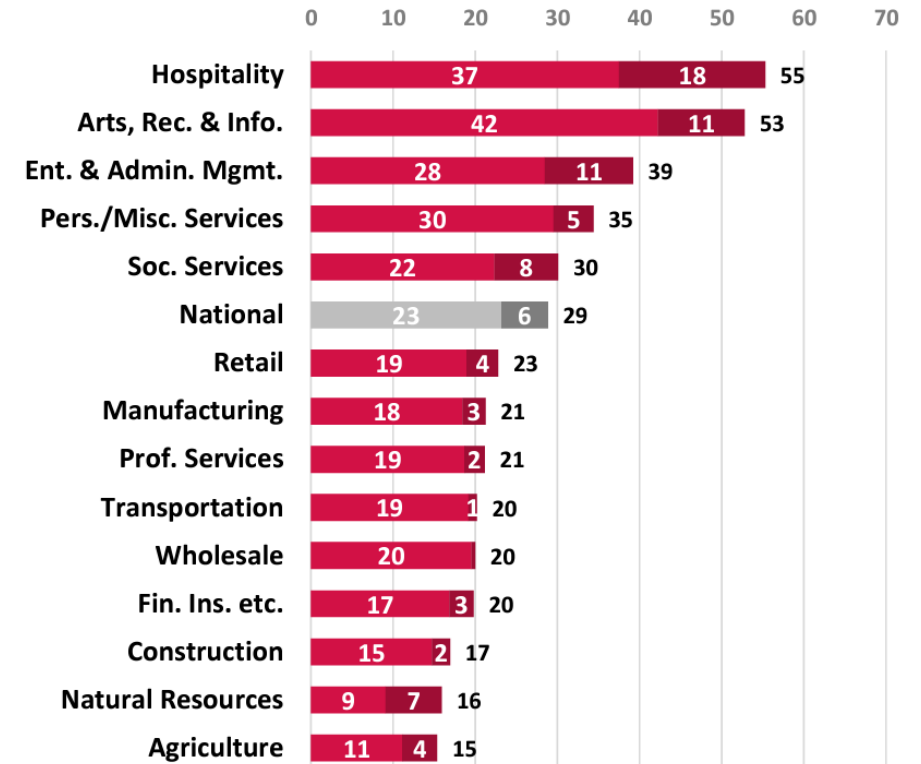
### Canada



### By province



### By sector

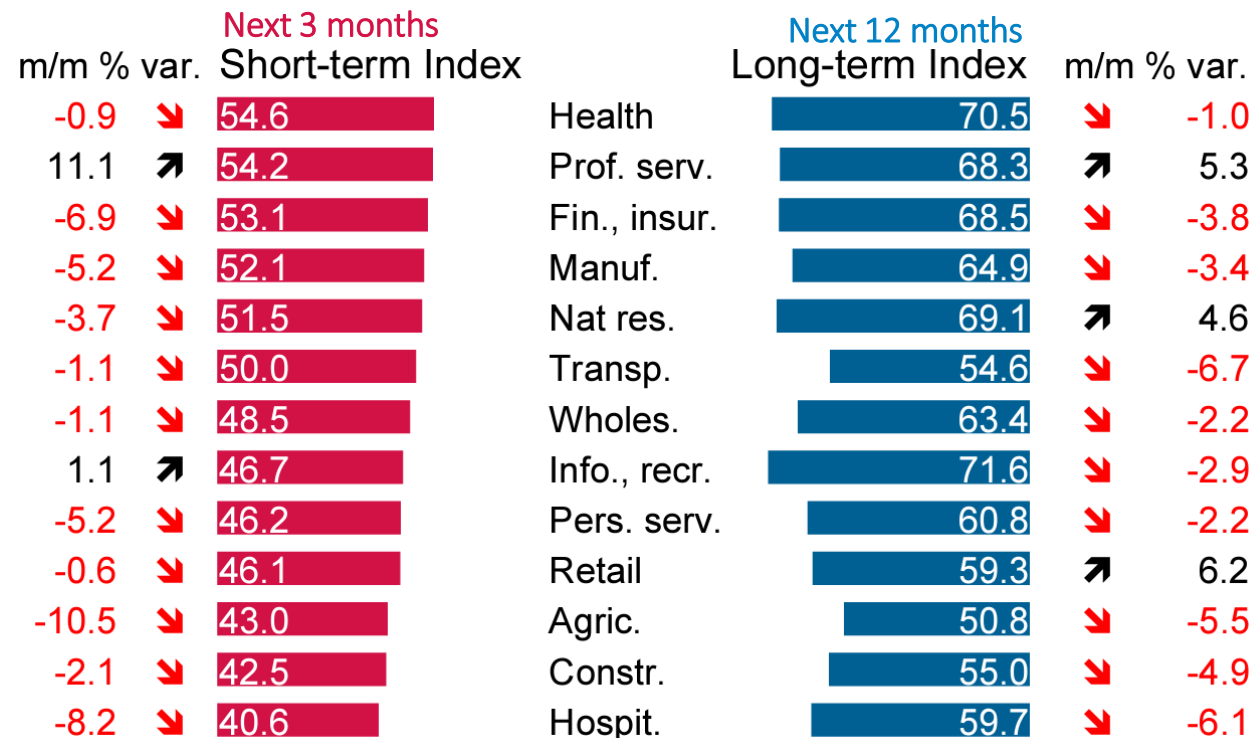


Source: CFIB, Your Voice – October 2021 survey, October 14-27, 2021, final results, n = 4,109.

\*Note: full question was 'How would you describe the overall health of your business right now (including cash flow and financial health, employee/customer satisfaction, systems and processes, etc.)?'

# Emergency, rally, recovery... where are we?

## Sector optimism: CFIB Business Barometer ©



Source: CFIB, Business Barometer©, October findings are based on 841 responses from a stratified random sample of CFIB members, to a controlled-access web survey. Data reflect responses received from October 4 to 18. Findings are statistically accurate to +/- 3.4 per cent 19 times in 20. .

\*Note: Sector sub-indexes, with the exception of Retail, are calculated as 2, 3 or 4-data pts moving averages.

More data and analysis at [cfib.ca/barometer](http://cfib.ca/barometer)

# Emergency, rally, recovery... where are we?

## Top concerns heading into the fall

	#1	#2	#3
CANADA	↑ cost of doing business (74%)	Supply chain challenges (63%)	Labour shortages (54%)
Agriculture	↑ cost of doing business (75%)	Supply chain challenges (71%)	Social polarization/divisions (56%) Inflation (56%)
Natural Resources	Labour shortages (58%)	↑ cost of doing business (56%)	Supply chain challenges (49%)
Construction	Supply chain challenges (79%)	↑ cost of doing business (76%)	Labour shortages (67%)
Manufacturing	↑ cost of doing business (82%)	Supply chain challenges (77%)	Labour shortages (61%)
Wholesale	Supply chain challenges (84%)	↑ cost of doing business (71%)	Inflation (57%)
Retail	Supply chain challenges (77%)	↑ cost of doing business (75%)	Inflation (55%)
Transportation	↑ cost of doing business (76%)	Labour shortages (68%)	Inflation (61%)
Arts, Recreation and Information	Winding down relief while cont. restrictions (65%)	↑ cost of doing business (64%)	Future lockdowns/restrictions (61%)
Finance, Insurance, Real Estate...	↑ cost of doing business (64%)	Inflation (55%)	Labour shortages (48%) Medium-term health of economy (48%)
Professional Services	↑ cost of doing business (61%)	Inflation (48%)	Future lockdowns/restrictions (41%)
Enterprises and Admin. Mgmt.	↑ cost of doing business (77%)	Labour shortages (59%)	Inflation (47%)
Social Services	↑ cost of doing business (62%)	Labour shortages (49%)	Future lockdowns/restrictions (48%) Personal physical/mental health (48%)
Hospitality	↑ cost of doing business (84%)	Labour shortages (73%)	Winding down relief while cont. restrictions (67%)
Personal, Misc. Services	↑ cost of doing business (74%)	Supply chain challenges (63%)	Inflation (54%)

Source: CFIB, Your Voice –October 2021 survey, October 14-27, 2021, final results, n = 4,084.

\*Note: Respondents were allowed to select more than one answer choice. Percentages will not add to 100%.